


DELTA PRIMARY SCHOOL



Grade R

Work-Booklet 4

Name:



Mathematics

- Numbers Operations and Relationships

Activity I: Number Carrots

- Learners cut out six carrots.
- Paste them onto paper and number each carrot from 1-6.
- Draw the corresponding number of dots.
- Paste the correct number of leaves onto each.

Activity 2:

Adding and Subtracting until 4

Patterns, functions and algebra

Activity 3: Ordinal Numbers

Which goes with which?

Space and Shapes

Activity 4: Refer to DBE Workbook pg. 33

Measurement

Activity 5: Heavy and Light

Think about animals that are heavy and light.

- On the left, draw an animal that is heavy.
- On the right, draw an animal that is light.


Heavy

Light

Home Language

Story: Goldilocks and the three bears

The porridge was too hot, so the three bears went for a walk. Goldilocks saw the bears' house. Goldilocks tasted all the porridge. 'I like this porridge, it is just right,' she said. Goldilocks sat on all the chairs. 'I like this chair, it is just right,' she said. Oh no, the chair broke! Goldilocks lay on all the beds. 'I like this bed, it is just right,' she said. Goldilocks fell asleep. The three bears came home. 'Who ate my porridge?' said Mother Bear. 'Who broke my chair?' said Baby Bear. The three bears went upstairs. 'Who are you?' said Father Bear. Goldilocks saw the bears and she got a big fright! She ran and ran and ran, all the way home.



Listening and Speaking;

Goldilocks Story













Activity I; "t" Rainbow

- Trace the letter 't' using different colours.
- Tear and paste small pieces of paper to decorate the rainbow.

Activity 2:

Match the sounds to the correct picture.






Match the picture to the sound:

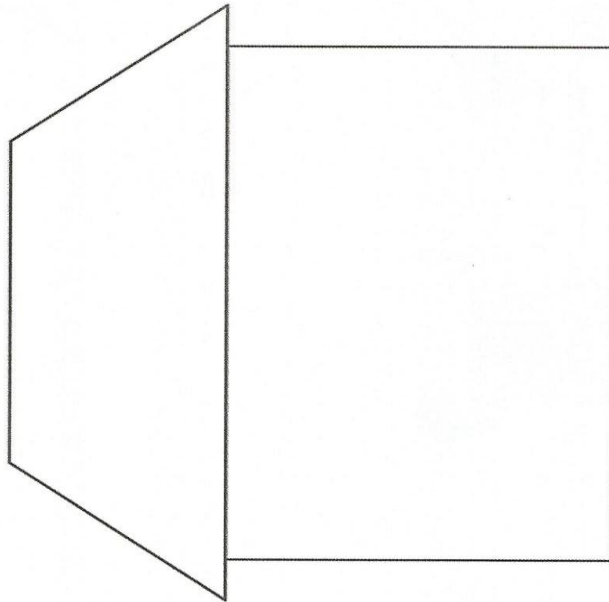
					
	m	d	s	i	
	a	n	e	k	
	t	p	c	h	
					

Shared Reading and Writing

Activity 3:

'Read' the key on the page and complete the picture.

1	door	
2	windows	
3	bears	
4	trees	
5	flowers	


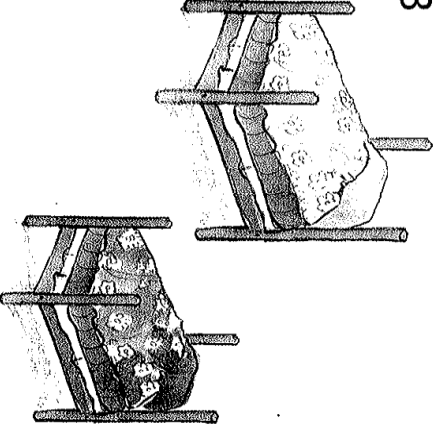
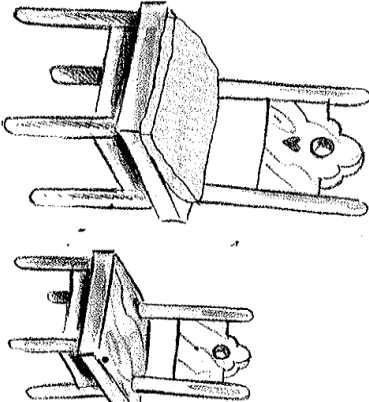



Photocopy this page for each child in your class.

Activity 4:

Refer to DBE Workbook pg. 28-29.

Activity 5: Listen and Do;

<p>1</p> 	<p>3</p> 
<p>2</p> 	<p>4</p> 

Photocopy this page for each child in your class.


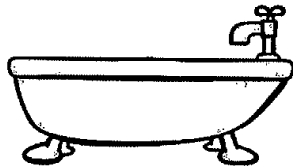
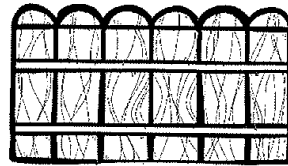




Life Skills: Beginning Knowledge

Activity I: Theme: Home

- Color all the pictures in.
- Cut and paste pictures that belongs outside and inside the home.

Outside	Inside

Use these pictures for the inside and outside page.



Home

(Creative Arts) Creating your own home.

Activity 2:

- Collect sucker sticks and a table spoon of sand.
- On a page, paste the sucker stick in a triangle shape- representing the roof of your home.
- Complete by drawing the walls, windows, door and chimney.
- Using your pritt, sprinkle sand at the bottom of your page – garden.

Activity 3: Refer to DBE Workbook pg. 7

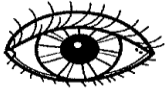

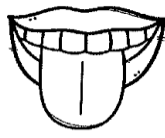


Senses

Activity 4:


- Color all the pictures.
- Cut and paste the pictures, matching them to the correct body part. (Senses).

Sort the senses:

Paste the pictures with the correct sense.

Use these pictures for the sorting of senses page.



Activity 5: Refer to DBE Workbook pg. 35-36.